




# Periodic Maintenance Schedule Chart


**NOTE:**

- I = Inspect and clean, adjust, replace or lubricate as necessary.  
R = Replace.  
T = Tighten.
- {CA. only} means that the item or the maintenance interval is to be applied only for the California model.

## For Europe and Oceania Countries

Item	Interval					
	months	2	12	24	36	48
	km	1000	12000	24000	36000	48000
	miles	600	7500	15000	22500	30000
Air cleaner element (I:  R:				I	R	I
Exhaust pipe bolts and muffler bolts (T:	T	T	T	T	T	T
Exhaust control valve (I:	I					
Valve clearance (I:	Inspect every 24000 km (15000 miles)					
Spark plugs (I:  R:		R	R	R	R	R
Fuel hose (I:  R:			I	I	I	
Evaporative emission control system (If equipped) (I:  )	Replace every 4 years					
Engine oil (R:	R	R	R	R	R	R
Engine oil filter (R:	R		R			R
Throttle cable play (I:	I					
PAIR (air supply) system (I:						
Throttle valve synchronization (I:						
Engine coolant (R:	"SUZUKI SUPER LONG LIFE COOLANT" (Blue)					R
	"SUZUKI LONG LIFE COOLANT" (Green) or an engine coolant other than "SUZUKI SUPER LONG LIFE COOLANT" (Blue)			R		R
Radiator hose (I:  )			I	I	I	
Clutch cable play (I:			I	I	I	
Drive chain (I:  I:		I		I	I	I
	Clean and lubricate every 1000 km (600 miles)					
Brakes (I:	I		I	I	I	
Brake fluid (I:  , R:	Inspect every year or 6000 km (3750 miles) Replace every 2 years					
			I	I	I	
Brake hose (I:  R:	Replace every 4 years					
			I	I	I	
Tires (I:			I	I	I	
Steering (I:	I		I	I	I	
Front forks (I: )			I		I	

Rear suspension (I: 					
Chassis bolts and nuts (T: 	T	T	T	T	T
Lubrication (I: 	Lubricate every 1000 km (600 miles)				